

Adventure Sheet

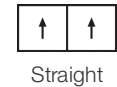
Collection	Living Environments	
Style Number	4057V	
Construction	Light Commercial Heterogeneous Sheet W/Fiberglass	
class	Type I, Grade 3, Class C	
Backing Class	Closed Cell Foam	
Finish	UV Urethane	
	U.s.	Metric
Wear Layer Thickness	12 mil (0.012 in)	0.3 mm
Overall Product Thickness	0.055 in	1.4 mm
Installation Type	Dry Back	
Installation	Direct Glue	
Recommended Adhesive	S150-95 Resilient Tile Spray, 4200 Resilient Sheet 1 Gallon, 4200 Resilient Sheet 4 Gallon, 2200 Resilient Tile 4 Gallon or 4151 Multi-Use Premium 4 Gallon	

Packaging

Actual Roll Size	12.00 ft w x 150.00 ft l	3.66 m w x 45.72 m l
Area Per Roll	200 sy/roll	167.23 sq m/roll
Weight Per Roll	504.51 lbs	228.84 kg



Recommended Installation Method



Coordinating Products

COREtec: Repose

Broadloom: Scenery, Reimagine, Statement, Niche, Novice, Prepare, Noted, Nook, Remedy I, Remedy II, Personable, Prominent, Endeavor, Cocoon, Prolific Solid, Prolific Berber, Enhance Tonal, Enhance Solid, Prosper Ultraloc® MB, Esteem Ultraloc® MB, Remain 45 Oz., Remain 55 Oz., Upscale, Imagery, Sentiment

Performance + Testing

Residual Indentation (Astm F1914)	Passes
Flexibility (Astm F137)	Passes
Resistance To Heat (Astm F1514)	Passes
Resistance To Light (Astm F1515)	Passes
Resistance To Chemicals (Astm F925)	Passes
Coefficient Of Friction (Astm D2407, Slip Resistance)	≥0.5, meets the recommended static coefficient of friction for ADA walking surfaces
Test Reports may be included or listed by the manufacturing/inventory style number as opposed to the noted selling style number.	

Warranties

7 Year Commercial Limited

Diversity, Equity & Inclusion

We believe all humans are equal. Individually and collectively, we need to proactively create and promote opportunities that give everybody an equal footing in life. We nurture an environment where every voice and perspective can be heard, and proactively promote accessibility and inclusivity inside our network and beyond. One proof point is our ability to meet the criteria of the Social Fairness pillar of the Cradle to Cradle Product Standard. At Shaw Industries, we promote supplier participation that is reflective of Shaw's diverse customer base and local community. More than 42% of our spend***** is with small and diverse businesses. We believe having a strong Supplier Diversity Program is strategic for bringing more innovation to our businesses and openingnew markets for growth.

Attributes + Certifications


Climate Impact	
Environmental Product Declaration (EPD)	3rd Party Certified in Accordance with ISO 14025, EN 15804, & ISO 21930:2017
Embodied Carbon (Cradle to Gate)	7.04 Kg Co ₂ /M ²
Total Recycled Content	0% (Pre-Consumer 0% Post-Consumer 0%)
Global Product Assessment	FloorScore® Certified
	Country of Origin Imported

Green Leed Contribution Credit


MR Credit: Building Product Disclosure and Optimization	3rd Party Certified in Accordance with ISO 14025, EN 15804, & ISO 21930:2017
Environmental Product Declarations - Option 1: Environmental Product Declaration (EPD)	
EQ Credit: Low Emitting Materials	FloorScore Certified
Option 1: Product Category Calculations	

Installation Guidelines	Please visit www.shawcontract.com for the most current warranty information. Specifications are subject to nominal manufacturing variance. Material supply and/or manufacturing processes may necessitate changes without notice. This product is an exclusive design and may not be duplicated in any manner. Use of this design in the creation of another product design is also strictly prohibited. *****Allowable spend is domestic (US) spend in categories in which we have diverse suppliers from which to choose. Compared to non-allowable spend which includes categories in which we do not have domestic, small or diverse suppliers available to meet our needs. Visit shawcontract.com/testing for more information.
Maintenance Guidelines	


Available Colorways




Countryside 00113
V2 - Slight Variation




Explore 00116
V3 - Moderate Variation




Journey 00507
V2 - Slight Variation




Expedition 00528
V4 - Substantial Variation



Traveler 00609
V3 - Moderate Variation



Trail 00702
V2 - Slight Variation



Voyage 00803
V4 - Substantial Variation

Color and Visual Variation Index

Shade and texture variation is inherent in all resilient products and can vary significantly from piece to piece. Samples should be used to assess color.

V1



Uniform Appearance

V2



Slight Variation

V3



Moderate Variation

V4



Substantial Variation